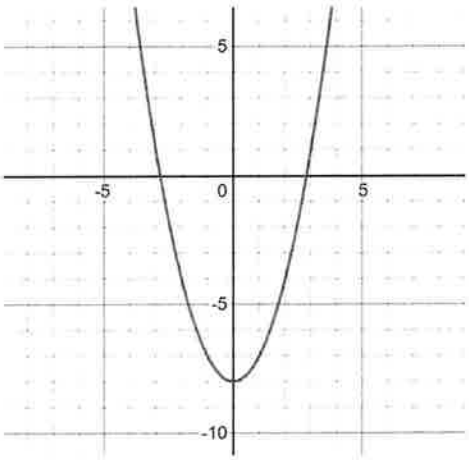
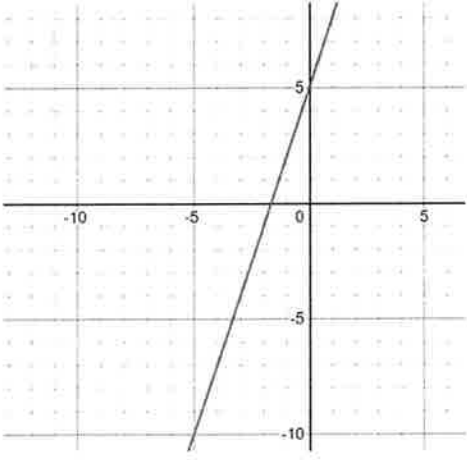
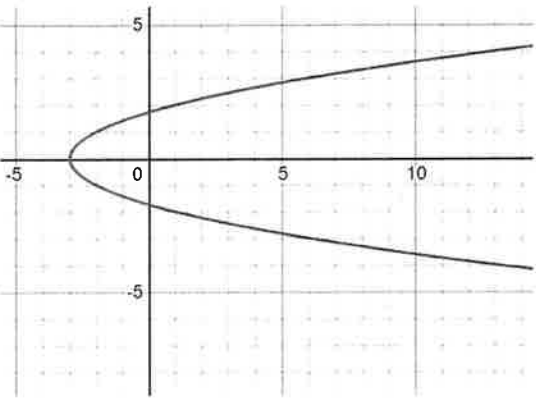


Name: *KEY*

Section 2.1a – Domain and Range/Relations and Functions

Are the following graphs Relations, Functions, or 1 – 1 Functions? Explain how you know.

 <p><i>Function</i></p> <p>Explain: <i>Passes VLT</i> <i>Does not pass HLT</i></p>	 <p><i>1-1 Function</i></p> <p>Explain: <i>Passes both VLT and HLT</i></p>
<p>What is the Domain and Range of the following:</p> <p>Domain: $\{x \mid x \geq -3; x \in \mathbb{R}\}$</p> <p>Range: $\{y \mid y \in \mathbb{R}\}$</p> 	<p>What is the Domain and Range of the following:</p> <p>Domain: $\{-7, -3, 1, 6, 7\}$</p> <p>Range: $\{-2, 2, 5, 7, 8\}$</p> 